

KPIs, Dashboards, and Analytics

Manage all your business metrics in one place to drive measurable business outcomes.



Corporater is recognized by Gartner® in Gartner Magic Quadrant for Strategic Corporate Performance Management (CPM)

KPIs, Dashboards, and Analytics

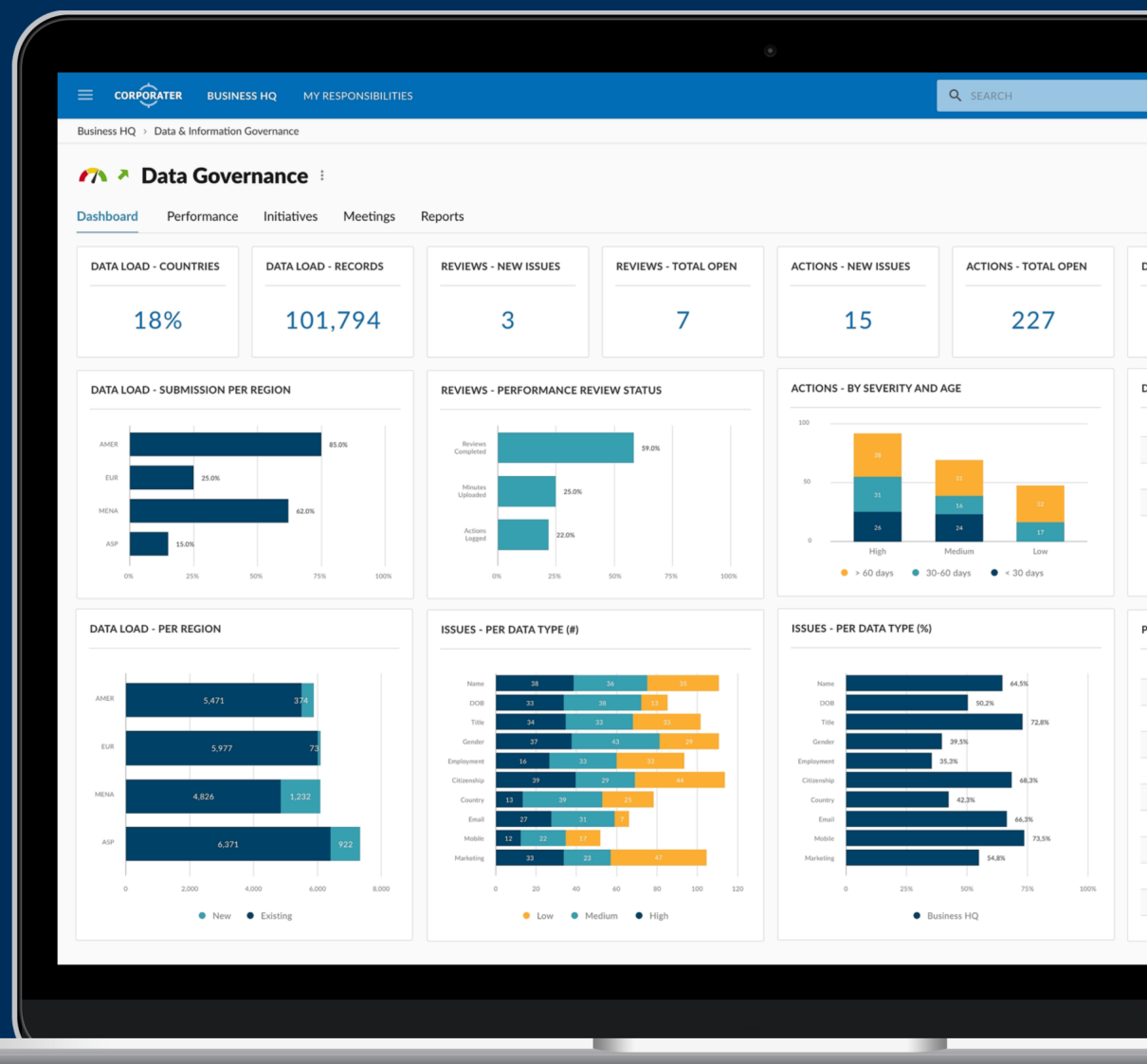
Don't just collect and measure your data. Use it to drive business impact!

With Corporater, you can visualize, benchmark, and analyze critical management information within business context, compare KPIs with strategic objectives, and take action that drives measurable business outcomes.

Corporater takes you beyond collecting data. Corporater KPI software is an enterprise-grade digital tool that enables organizations to integrate data from multiple data sources into a single system, analyze it in business context, and display it neatly on custom dashboards where users can take action on uncovered insights.

Solution Highlights

- Define your custom KPIs and metrics, and monitor them at various levels of your organization
- Keep track of your strategic plans, projects, and initiatives on executive, management, or team dashboards
- Conduct assessments and evaluations of qualitative and quantitative KPIs
- Monitor business activities of your teams, departments, and business units
- Analyze key business data, identify trends and outliers, and drill down on metrics to analyze cause and effect



Solution Benefits & Functionalities



Share your complete data story with BI & analytics

At Corporater, KPIs are more than just numbers. They tell a story. We place analytics within a business context, so that it gains more meaning. Rather than offering a flat set of reports, Corporater provides the context of the reporting period, the business unit, and other key business information, such as the project, goal, or objective that the data is related to. Users may further communicate the story contained in the data by adding comments, evaluations, and assessments.



Achieve a centralized view of your metrics and KPIs

Eliminate departmental silos and scattered data. Corporater brings all your data together in one place for an easy access and analysis. Combining your data into a single integrated system enables you and your teams to see the full picture of your business performance, and make smarter, data-driven decisions.



Automate your reporting

No more having to manually combine data from multiple inconsistently formatted spreadsheets. No more copy and paste. Corporater enables organizations to input their data directly into the system, create KPI summary reports, and export them in popular formats including Word, Excel, PPT, and PDF. You may also automate their deployment to specified stakeholders on periodic basis.



Create custom actionable dashboards to see what matters to you

Avoid analysis paralysis. Choose to display only the data that is relevant to you, your team, your department, or your business unit. Create executive dashboards to provide your executive leadership team with a high-level overview of the organization's KPIs. Create management dashboards to aid your managers in decision making within their department. Create team and individual dashboards to display team specific KPIs such as project progress, assigned tasks, performance over time, sales, revenue, past due assignments, and more.



Automate your data collection and analysis

Automate data collection and analysis to save time, lower costs, and reduce risk of human error. Corporater ETL (extract, transform, load) transformer enables you to automate data collection from various data sources. Corporater supports integration from a wide range of sources, including Excel, CSV, SQL, MDX, Web-Services, SFTP and more, including support for 3rd party JDBC drivers.



Enable continuous improvement

Once your corporate KPIs are defined you may easily communicate them via department and team-specific dashboards, where employees can easily see which KPIs they're responsible for and their performance against them. Communicating your corporate goals and corresponding KPIs ensures that there is no confusion about your organization's focus. By having an overview of assigned tasks, projects, and KPIs, employees are able to better monitor their performance and take action in areas of improvement.

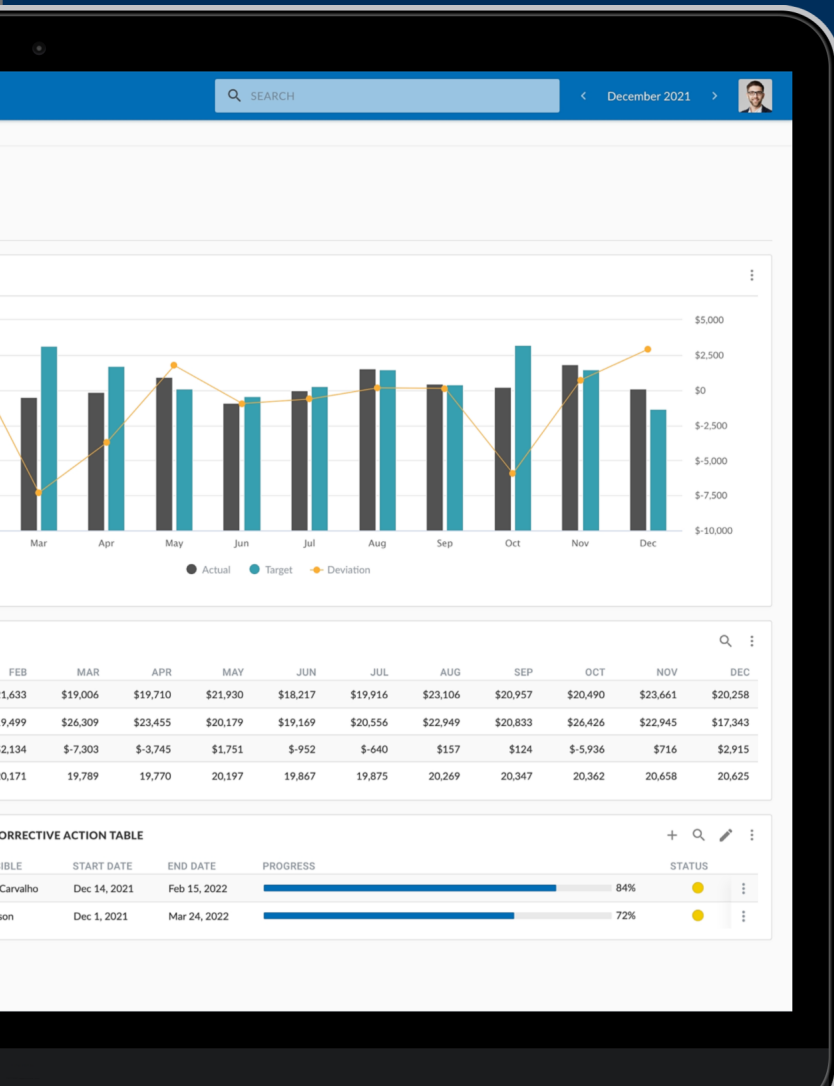
Corporater KPI Dashboards

Data dashboards are a good tool for data discovery and analysis of structured data, however, they are not well-suited for managing organizational performance. Corporater dashboards contextualize data within its business framework, and provide all the extras needed to help drive business outcomes.



Corporater KPI dashboards are fully configurable, customizable, user-friendly, and intuitive to use.

With Corporater, you may visualize KPIs and metrics as interactive charts and graphs, identify trends, conduct KPI drilldowns, and continuously monitor how your KPIs are performing against your targets, strategic goals, and objectives.



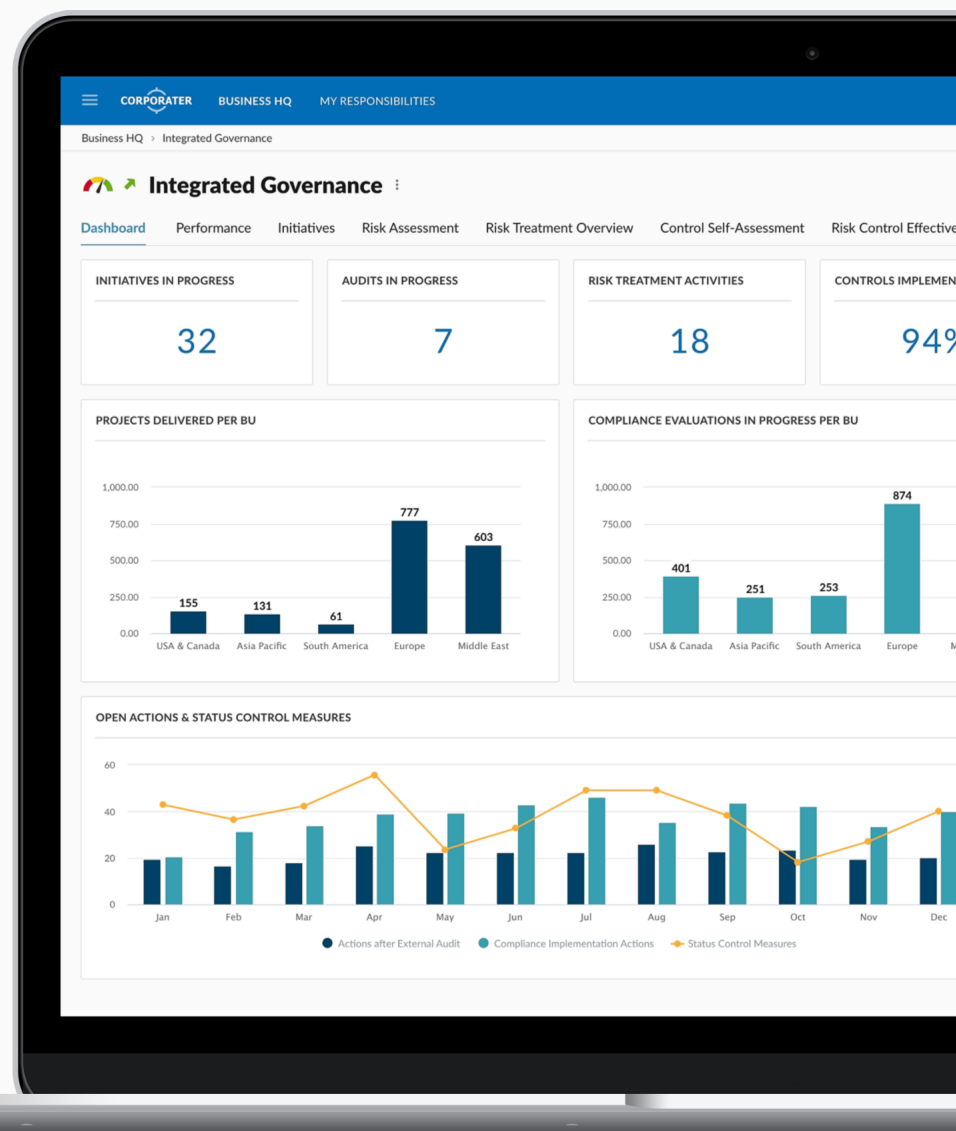
BI & Analytics Redefined

Analytics crosses all aspects of managing business. Targets, forecasts, budgets, and objectives all require an analysis if they are to be considered more than best guesses. Performance reviews and management meetings require analytics to identify root causes of problems, identify priorities, and develop improvement initiatives.



Corporater provides an end-to-end contextualization of your data, so that it could be analyzed effectively.

The core features of Corporater include business framework support, advanced visual analytics, interactive benchmarking, pivot tables, data drilldowns, augmented knowledge management, business rule execution engine, business metadata, and workflow for process support.

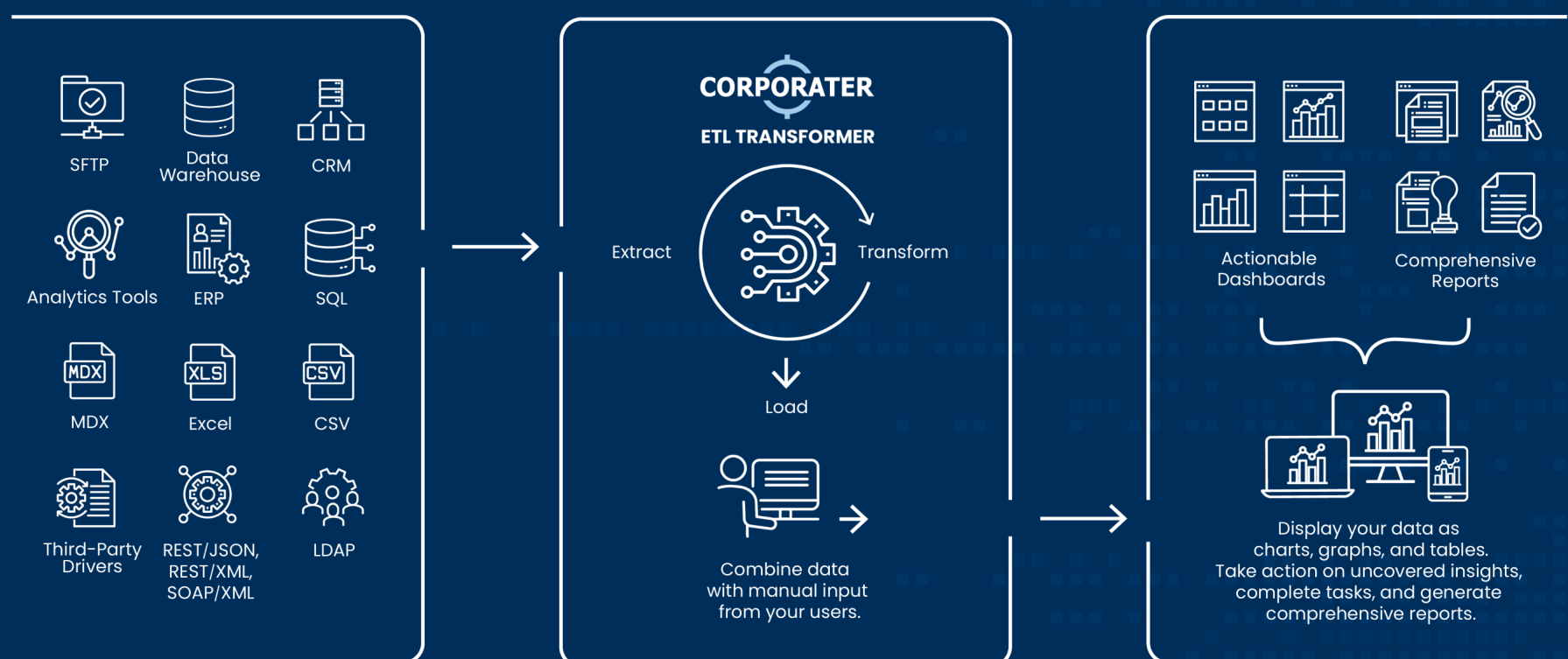


Powerful Data Automation

Aggregate data from multiple sources to provide your organization with a single source of truth. Corporater comes with a powerful Data Integration Engine which allows you to automate data aggregation and flow into your corporate dashboards.

Corporater powerful built-in ETL transformer enables organizations to combine, process, and format large amounts of structured and unstructured data from various sources, combine it with user input, and display it neatly on custom dashboards, where users can monitor status of KPIs, take action on identified insights, and generate comprehensive reports.













Corporater supports data integration from a wide range of sources, including Excel, CSV, SQL, MDX, Web-Services, SFTP and more, including support for 3rd party JDBC drivers.



Unifying all your data into a single source of truth and making it easily accessible to those who need it, when they need it, leads to improved communication, streamlined operations, and better decision making.

Solution Key Capabilities

Corporater KPI dashboards come pre-configured with industry best practice frameworks and functionalities needed to effectively manage your KPIs and continuously deliver measurable business outcomes.

 <h3>Custom Dashboards</h3> <p>Go beyond traditional dashboards. Configure custom business dashboards to display relevant information, KPIs, and other metrics. No coding needed.</p>	 <h3>BI & Analytics</h3> <p>Connect, collect, organize, visualize, and analyze your data in business context to uncover actionable insights and make smarter, data-driven decisions.</p>	 <h3>Powerful Reports</h3> <p>Generate comprehensive reports in a variety of popular formats, including Word, Excel, PPT, and PDF. Include data visualizations directly from the system.</p>
 <h3>Alerts & Notifications</h3> <p>Create custom alerts to notify key stakeholders when a KPI moves above a specified threshold, when a goal is reached, or when a new issue arises.</p>	 <h3>Data Visualization</h3> <p>Visualize your data story with custom-colored charts, graphs, risk heat maps, strategy maps, and more. Add your brand colors and design elements.</p>	 <h3>Data Integration</h3> <p>Have a single source of truth. Corporater comes with a powerful data integration engine built to integrate large amounts of data from a wide range of sources.</p>
 <h3>Flexible Configuration</h3> <p>Create a digital twin of your organization. Corporater features an agile, flexible configuration environment managed directly by end users.</p>	 <h3>Business Framework Support</h3> <p>Establish, visualize, and align goals, objectives, and thresholds across the organization according to well-known business frameworks.</p>	 <h3>Automated Workflows</h3> <p>Automate your business processes and workflows to streamline operations, increase accountability, and ensure adherence to your procedures.</p>
 <h3>Meeting Management</h3> <p>Set up meeting invites, create agendas, tag projects to be reviewed, add notes and attachments, and send out meeting invites to attendees.</p>	 <h3>Access Control</h3> <p>Assign custom user access based on user role and control user permissions to manage content visibility and access to specific dashboards and features.</p>	 <h3>Single Sign-on (SSO)</h3> <p>Securely authenticate users with single sign-on (SSO). SSO allows users to log in with a single set of credentials across multiple platforms.</p>

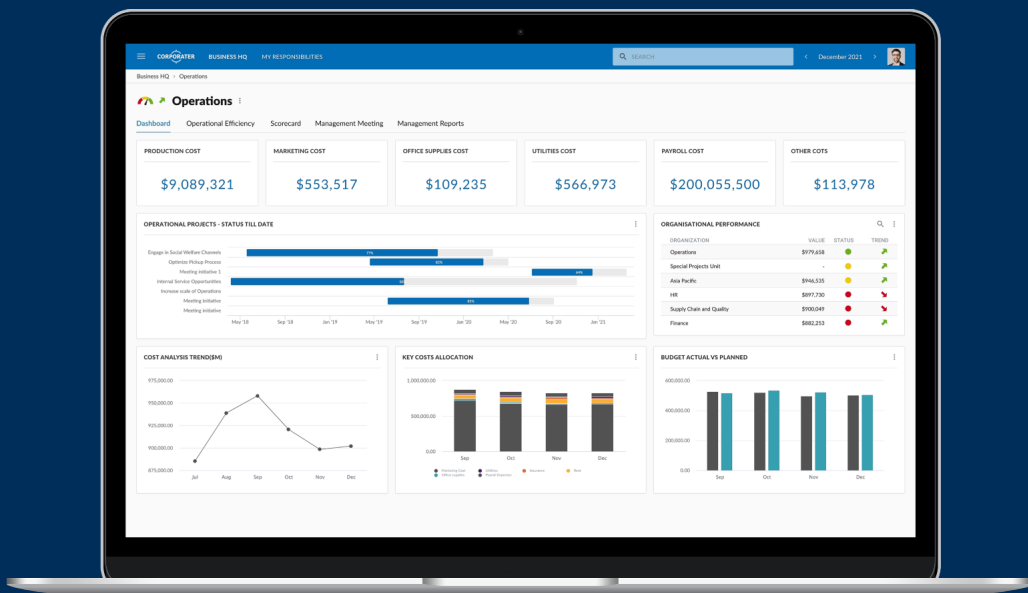
Learn more about Corporater key capabilities at www.corporater.com/key-capabilities.



Solution Features

- Intuitive user interface
- Customizable dashboards
- Advanced analytics
- Goals management
- KPI dashboard templates
- KPI analysis
- KPI monitoring
- KPI sorting
- KPI drill-down
- KPI slicing
- KPI tracking
- KPI hierarchies
- KPI alignment with strategic goals
- KPI gauges (meters)
- KPI improvements
- Value driver trees
- Performance evaluations
- Benchmarking
- Benchmarking with external data
- Scorecards
- Strategic planning
- Strategy maps
- Analytics
- Collaboration
- Data integration (automated and manual data input)
- Data visualization
- Third-party data integration
- Integration of performance with GRC
- Automated workflows
- Automated reporting
- Version control
- Alerts and notifications
- Customizable branding
- Access control / permissions
- SSO

Corporater Quick Facts



- ✓ Flexible configuration
- ✓ Rapid implementation
- ✓ Industry-leading security
- ✓ SaaS, on premise, or private cloud deployment
- ✓ Ongoing support and innovation



We are spending far less time on entering data and creating reports as the system provides the output for us.

Now that we have the ability to see the same picture in real-time, independent of where we are, it really improves our decision making.

It has been a great success.



Jon Nonseid

Business Controller | OBOS

Why top organizations choose Corporater



Trusted & Proven Technology

Corporater has been delivering business management solutions since 2000.



Flexible Configuration

Have it your way! Create a solution that fits your specific business requirements.



Rapid Implementation

Get up and running in weeks, not months, with Corporater ready-to-go accelerators.



Powerful Data Integration

Integrate data from various sources to have a complete overview of your business.



Recognized by Top Industry Analysts

Corporater is recognized by top industry analysts including Gartner.



Industry-leading Security

Corporater is VL5 Veracode Verified and offers the highest level of security for your data.



Deployment of Your Choice

Select deployment option that fits your needs - SaaS, on premise, or private cloud.



Unlimited Scalability

Scale as your needs evolve. Run your operations efficiently as a connected enterprise.



World-class Customer Support

We are here for you with premium customer support and continuous innovation.



Corporater is a global software company that enables medium and large organizations worldwide to manage their business with integrated solutions for governance, performance, risk, and compliance built on a single platform.

We use our gains to make social impact.

www.corporater.com

