



Investment Portfolio Management Software

Your Watchtower for Portfolio Performance



Complete Investment Portfolio Management Software

Corporater Investment Portfolio is a solution for investment firms to consolidate critical performance information of the companies and funds they manage. It is used to collect and share information to effectively manage portfolio companies, provide regulatory reporting, as well as meet the needs of all stakeholders.

Corporater Investment Portfolio can integrate with source systems to provide performance dashboards. Its comprehensive access control system ensures sensitive information is properly managed.

Key Area Supported

- Key metrics consolidated by portfolio & investor
- Performance highlights at the top level
- Portfolio dashboard
 - Firm & fund level performance through industry standard metrics with historical trending
 - Portfolio breakdown by industry, geography
 - Consolidated financial results
- Reports
 - Executive summary
 - Portfolio company update
 - Portfolio company card compilations
- Portfolio company update
 - Investment thesis/expectations, recent events & key updates, valuation methodology, and risk assessment updates from portfolio managers
 - Investment structure & capitalization
 - Hassle free data upload at portfolio company level, using industry standard templates
- Ideal for asset management companies, private equity firms, venture capital firms, and hedge funds

Portfolio Management Software at a Glance



PORTFOLIO MANAGEMENT

Corporater Investment Portfolio presents the performance of your portfolio at a glance- clearly and easy to understand.

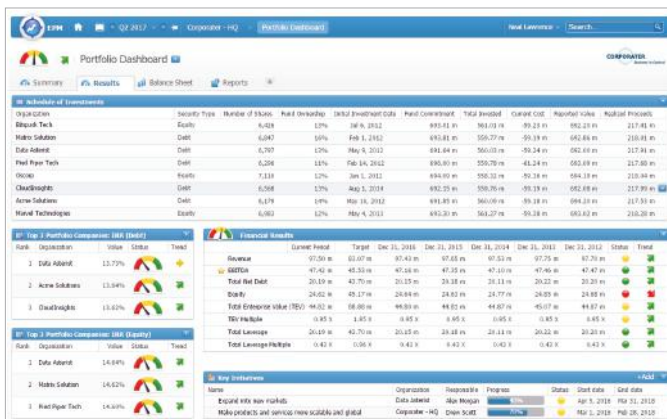
All core elements required to effectively manage the performance of your portfolio are available out of the box.



PORTFOLIO EXECUTIVE SUMMARY

A picture tells a thousand words. Visual communication brings clarity and purpose to your portfolio's performance.

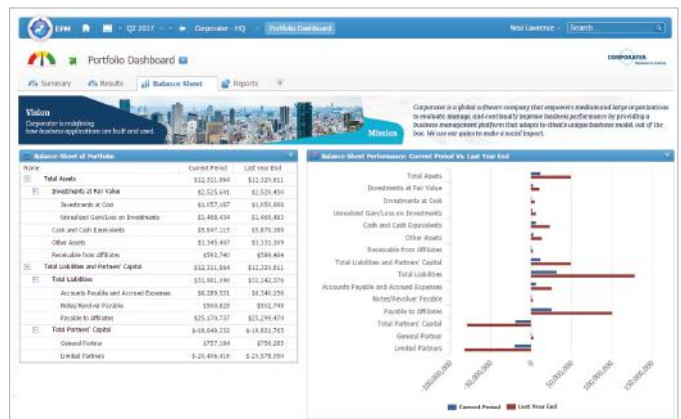
Our visual designer is easy to use, and it lets you fully control the design and layout, including your company branding. Not only does it integrate and visualize data creatively, but it clearly communicates the status and progress of your portfolio.



FLEXIBLE PAGE LAYOUTS

Present your information the way you want it.

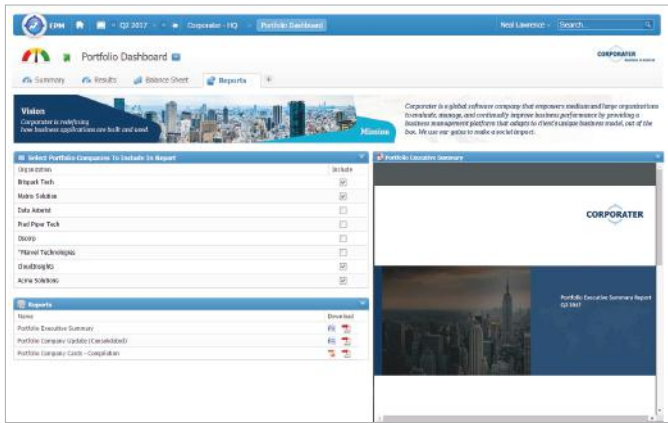
In this example, a tab in the portfolio dashboard combines schedule of investments, top ranking portfolio by IRR, consolidated financial results, and the key initiatives at the top level of the organization.



CONSOLIDATED BALANCE SHEET

Corporater Investment Portfolio offers the ability to integrate with transactional systems, load data and consolidate at a any level of the organization.

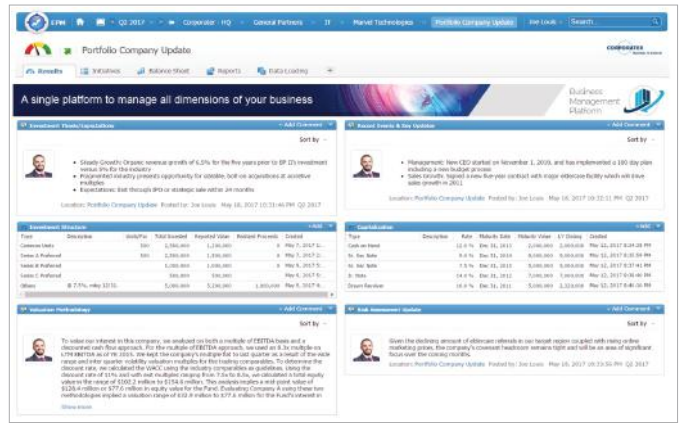
This example shows a consolidated balance sheet.



PORTFOLIO REPORTING

Corporater Investment Portfolio shows the whole story by adding the business context to your portfolio data.

We offer integration with source systems, and make it easy to create reports, visualizations, and dashboards that provide a complete picture of portfolio performance.



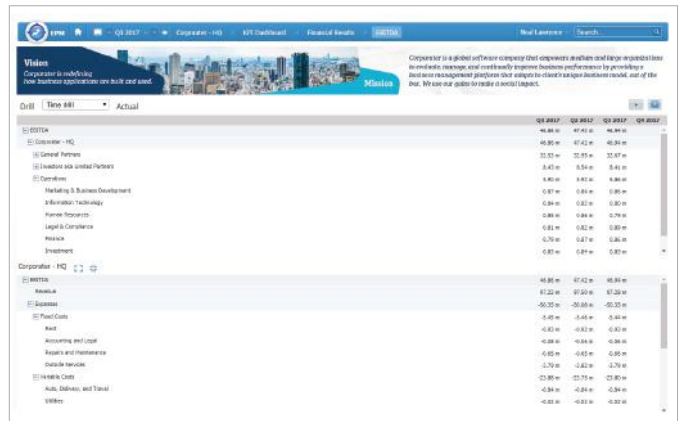
PORTFOLIO COMMENTARY, UPDATES AND RECOMMENDATIONS

Corporater dashboards do more than visualize data creatively. You can create a collaborative environment for managing your portfolio - with stakeholder inputs, expectations, valuation methods, risk assessments, and recommendations.



PORTFOLIO KPIS WITH DYNAMIC TARGETS

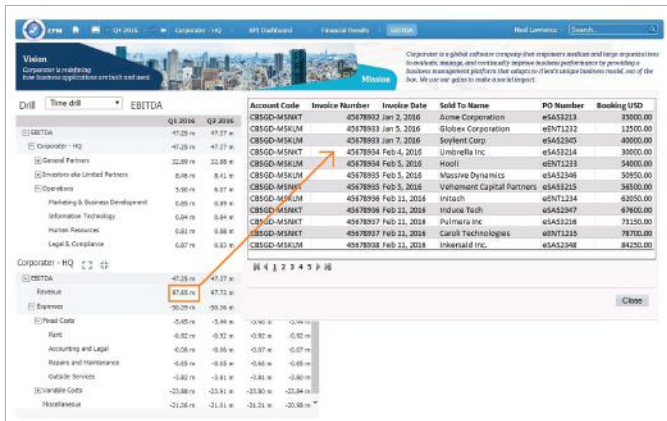
Dynamic targets are those that are active and changing. Rather than static, period based targets, dynamic targets respond to business change and are more practical and agile in managing KPIs. In this example, the target number for EBITDA is based on the top quartile average value of this KPI over the last 3 years. It is also possible to implement other such beyond budgeting principles in your organization using Corporater.



PORTFOLIO KPIS WITH DETAILED ANALYSIS

Corporater provides the data details behind each KPI in your portfolio dashboard.

Each KPI page can display the trend, status, assessments, and initiatives. You can also drill into the data of the KPI to view the transaction or invoice



DRILL TO TRANSACTION

Corporater provides the data details behind each KPI in your portfolio dashboard.

Each KPI page can display the trend, status, assessments, and initiatives. You can also drill into the data of the KPI to view the transaction or invoice




A decorative graphic on the left side of the page, consisting of a horizontal bar in light blue and orange, which then turns diagonally upwards into a dark blue shape that extends across the top of the text area.

Corporater is a global software company that empowers organizations to evaluate, manage, and continually improve business performance by providing a business management platform that adapts to a client's unique business model, out of the box.

A large, light blue decorative graphic consisting of a wide, shallow arc with a small rectangular protrusion at the top center, resembling a stylized arch or a partial circle.

Contact

Please contact us for more information and a demonstration

-  sales@corporater.com
 -  www.corporater.com
 -  [company/corporater](https://www.linkedin.com/company/corporater)
- 
- A large, light blue decorative graphic consisting of a wide, shallow arc with a small rectangular protrusion at the bottom center, mirroring the graphic above it.